

## Findings from the *2018 Rhode Island Kids Count Factbook*

# Newport Data in Your Backyard

Presented by Stephanie Geller

Rhode Island KIDS COUNT

October 2, 2018

Newport, Rhode Island



2018 Rhode Island Kids Count Factbook

# Special Thanks

to

**Newport Partnership for Families and Bank Newport**

for hosting today's presentation



Member FDIC

# ***2018 Rhode Island Kids Count Factbook***

24<sup>th</sup> annual publication

70 indicators across 5 areas

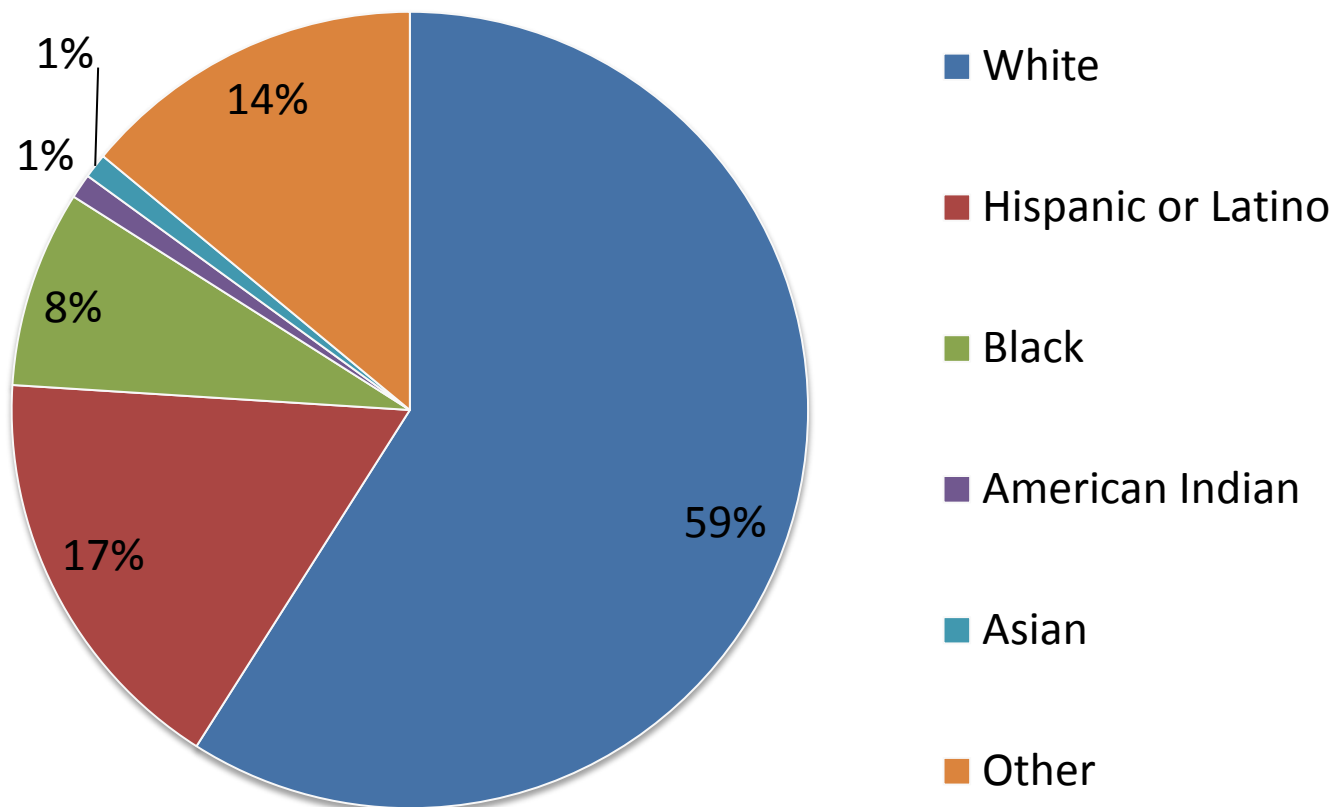
City and town-level information





## Family and Community

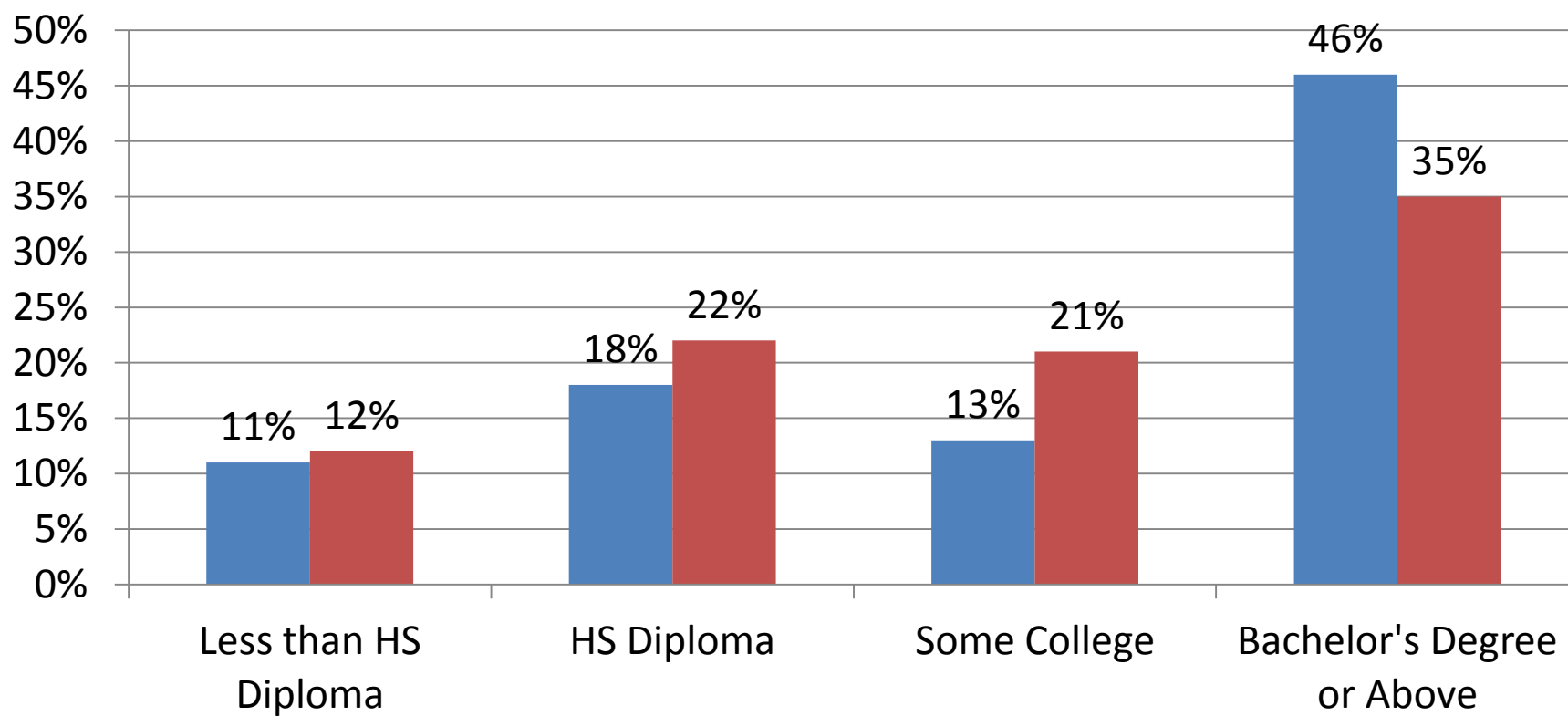
# Newport's Child Population, 2010



N=4,083

# Mother's Education Level, 2012-2016

■ Newport ■ Rhode Island







## Economic Well-Being

# Child Poverty Defined, 2017

## Poverty level

- \$19,749 for a family of 3
- \$24,858 for a family of 4

## Extreme poverty level

- \$9,875 for a family of 3
- \$12,429 for a family of 4

## *2016 Rhode Island Standard of Need*

- Single-parent family with 2 children would need \$52,932 a year to meet its basic needs

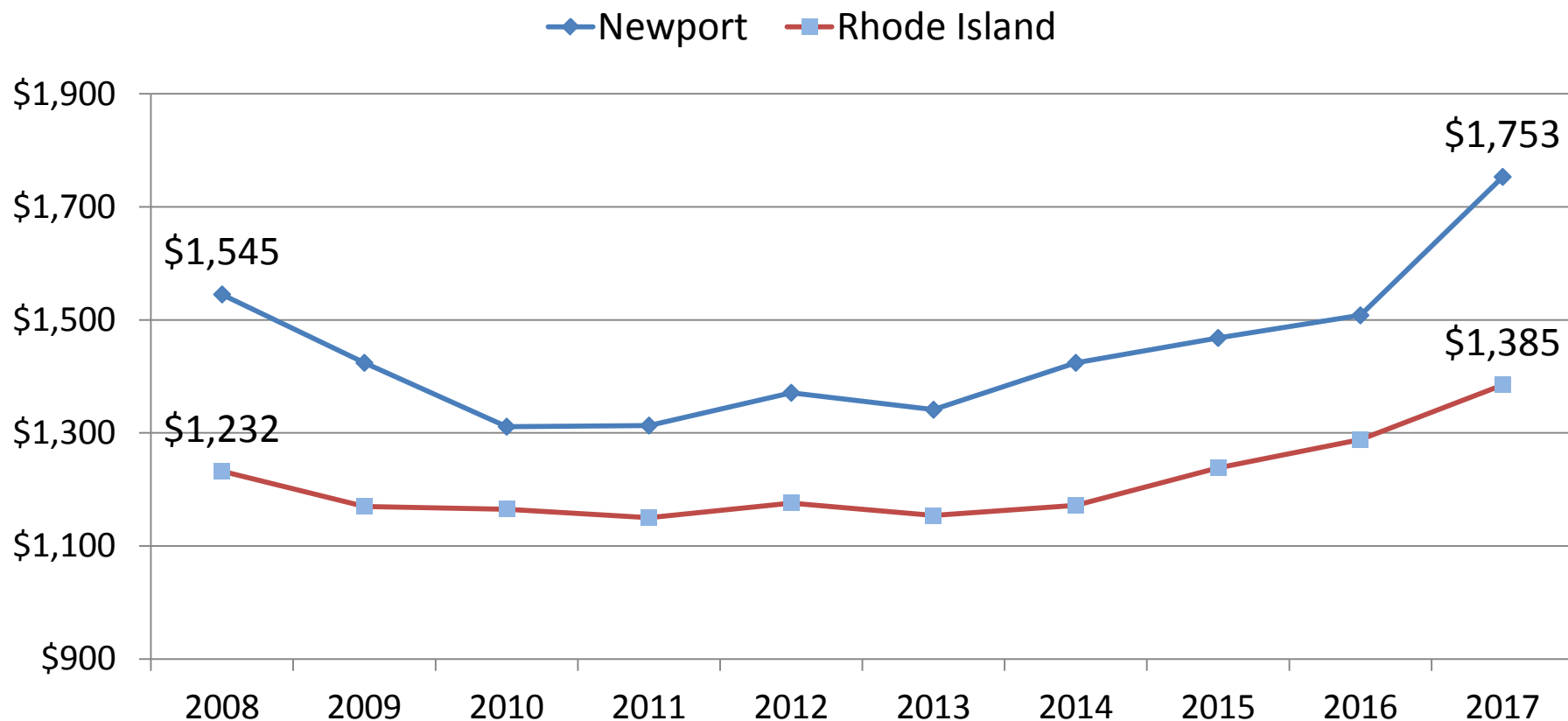


# Children in Poverty

	Child Poverty 2012-2016	FRPL October 2017
Middletown	414 (11.3%)	31%
<b>Newport</b>	<b>612 (17.4%)</b>	<b>64%</b>
Portsmouth	144 (4.1%)	17%
Four Core Cities	25,965 (36.7%)	79%
Rhode Island	40,699 (19.4%)	47%

# Cost of Housing

## Average Cost of a Two-Bedroom Apartment 2008-2017



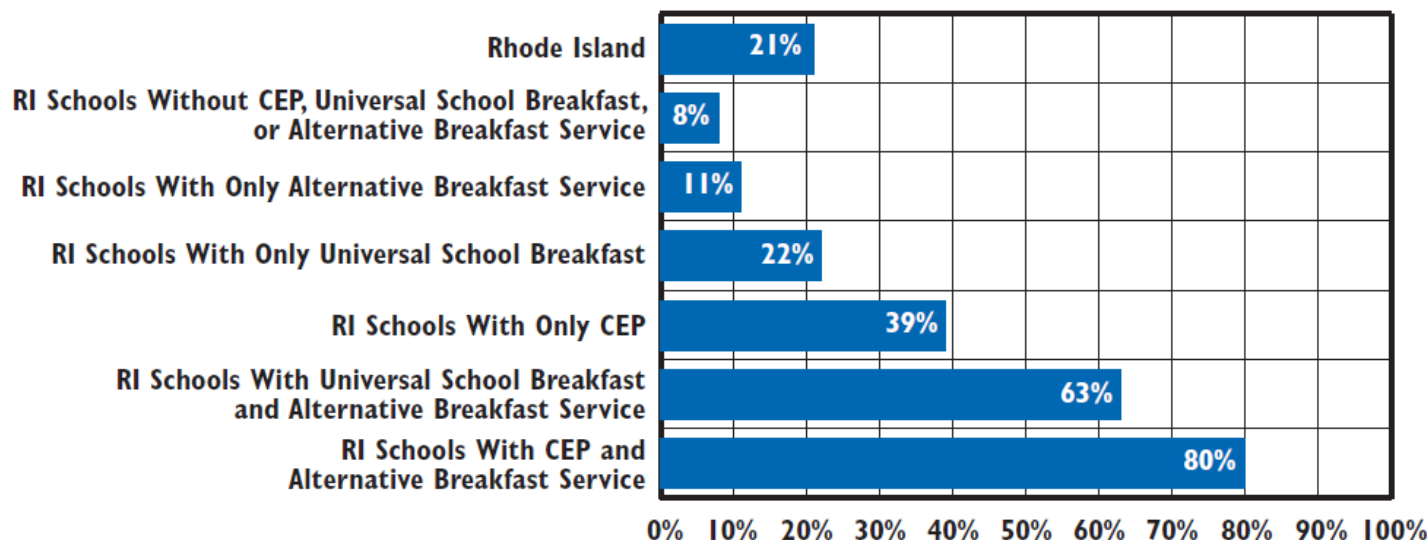
# Homeless Children

- In 2017, 998 children in 539 families stayed in a homeless shelter or a domestic violence shelter in RI.
- During the 2016-2017 school year, Rhode Island public school personnel identified 1,245 children as homeless.
  - **Newport Public Schools personnel identified 78 children as homeless.**



# Children Participating in School Breakfast

## Children Participating in the School Breakfast Program, Rhode Island, October 2017



Source: Rhode Island Department of Education, Child Nutrition Programs, Office of Statewide Efficiencies, October 2017.

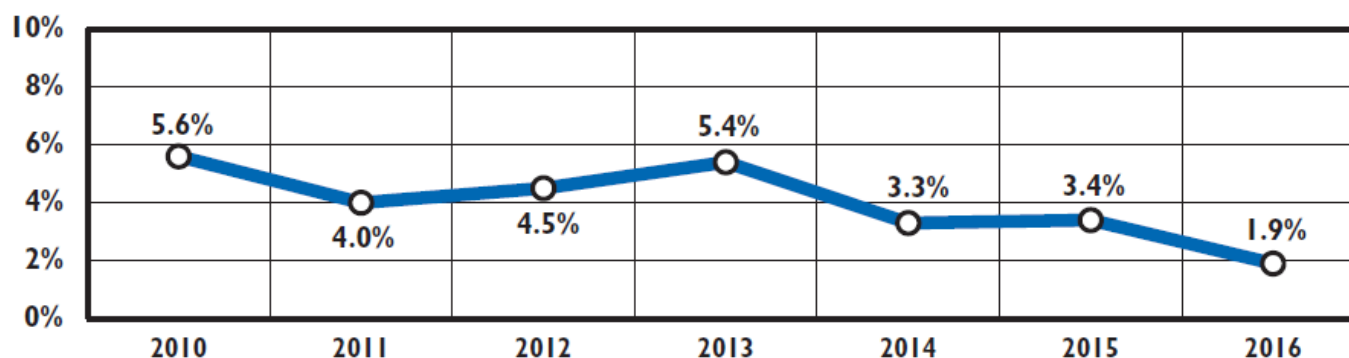
- In 2017, 29% of low-income children in Newport participated in the School Breakfast Program



# Health

# Children's Health Insurance

**Children Without Health Insurance, Rhode Island, 2010-2016**



Source: U.S. Census Bureau, American Community Survey, 2014 & 2016. Table CP03. Data are for children under 18 years of age and are not comparable to Factbooks prior to 2015.

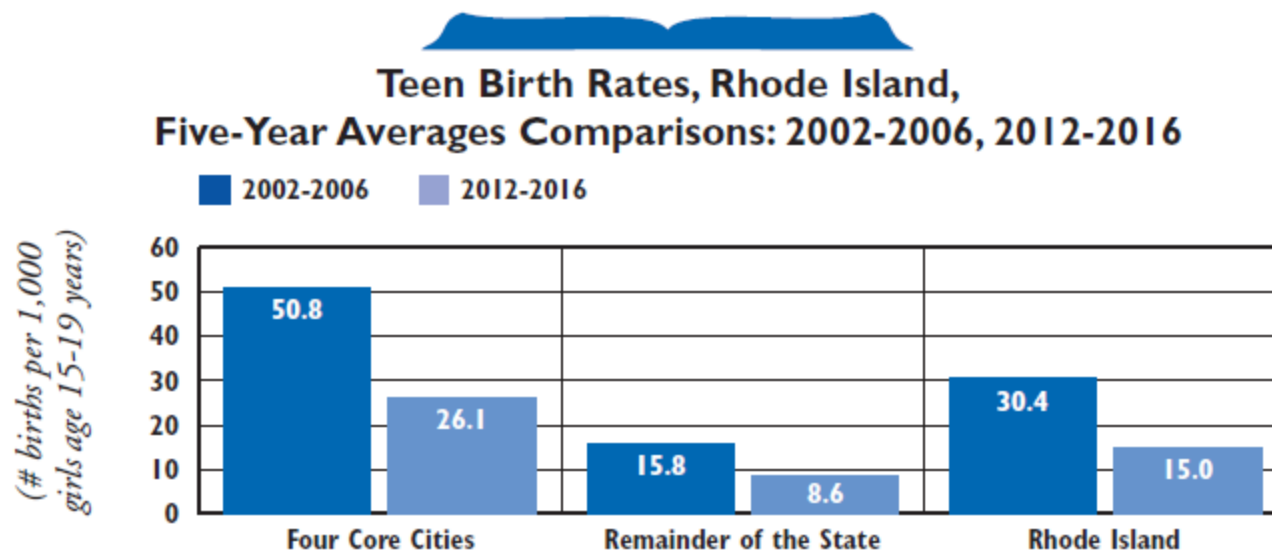
- Data released in September 2018 show that in 2017 in Rhode Island
  - 2.1% of children under age 18 were uninsured
  - Rhode Island ranks 3rd best in the country



# Infants Born at Risk

- **In 2017, 226 babies were born in Newport.**
  - 9 Newport babies were born to teen mothers.
  - 94 Newport babies were born to single mothers.
  - 28 Newport babies were born to mothers without a high school diploma.
  - 101 Newport babies were born to low-income mothers.

# Birth to Teens, 2012-2016

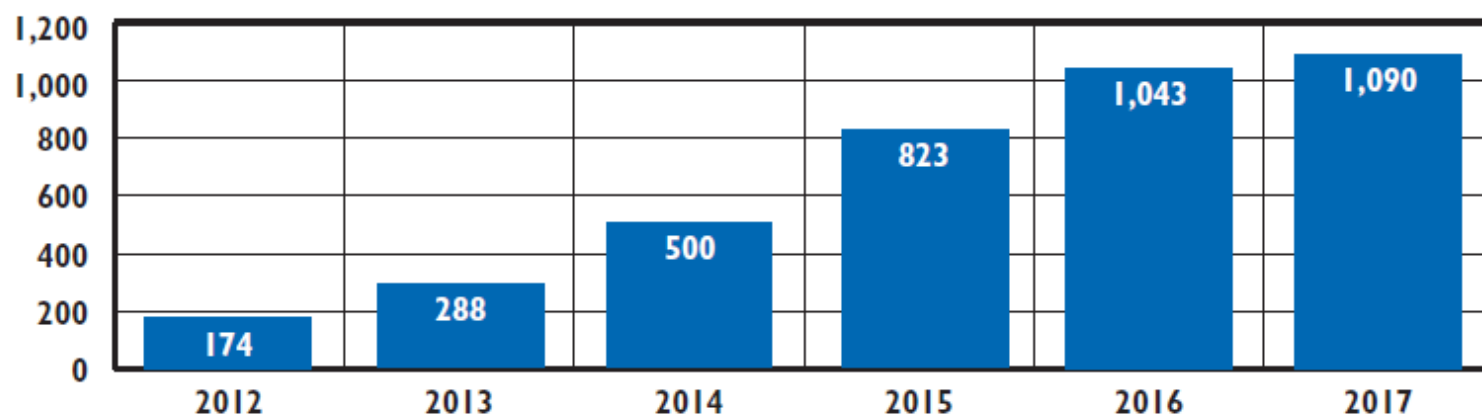


Source: Rhode Island Department of Health, Center for Health Data and Analysis, 2002-2016.

- Teen birth rate on the decline nationally, in Rhode Island, and in Newport.
- 12.1 teen births per 1,000 girls ages 15-19 in Newport from 2012-2016, down from 23.9 teen births per 1,000 from 2007-2011.
- In Newport, between 2012 and 2016, 15 births were repeat teen births, making up 24% of the 62 teen births during that period.

# Evidence-Based Home Visiting

**Families Enrolled in Evidence-Based Family Home Visiting Coordinated by the Rhode Island Department of Health, Rhode Island, 2012-2017**



Source: Rhode Island Department of Health, enrollment in MIECHV-funded evidence-based home visiting programs, October 2012-2017.

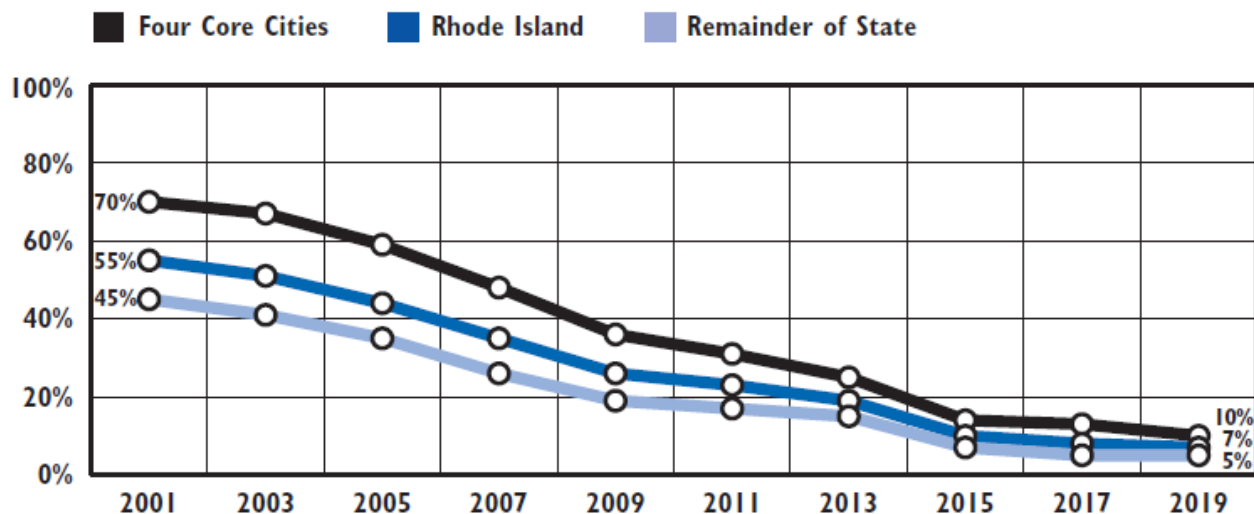
- 13 families enrolled in Newport out of a total state enrollment of 1,090.
  - Families are enrolled in Healthy Families America Nurse-Family Partnership, and Parents as Teachers programs.
- Early Head Start, First Connections, and Early Intervention also provide home visits.

# Infant Health Outcomes, 2012-2016

	Delayed Prenatal Care	Preterm Births	Low Birthweight Infants
Middletown	11.3%	8.0%	6.1%
Newport	12.4%	9.4%	8.2%
Portsmouth	9.4%	7.5%	6.0%
Four Core Cities	18.6%	9.8%	8.8%
Rhode Island	14.5%	9.0%	7.5%

# Children with Lead Poisoning

Children Entering Kindergarten with History of Elevated\*  
Blood Lead Level Screening ( $\geq 5$   $\mu\text{g}/\text{dL}$ ), Rhode Island,  
Four Core Cities, and Remainder of State, 2001-2019



Source: Rhode Island Department of Health, Healthy Homes and Childhood Lead Poisoning Prevention Program, Children entering kindergarten between 2001 and 2019. \*Elevated blood lead level of  $\geq 5$   $\mu\text{g}/\text{dL}$ .

- 294 Newport children due to enter kindergarten in the fall of 2019 were screened.
- 23 (7.8%) were confirmed positive for  $\geq 5$   $\text{mcg}/\text{dL}$ , a rate higher than the state rate of 6.8%.

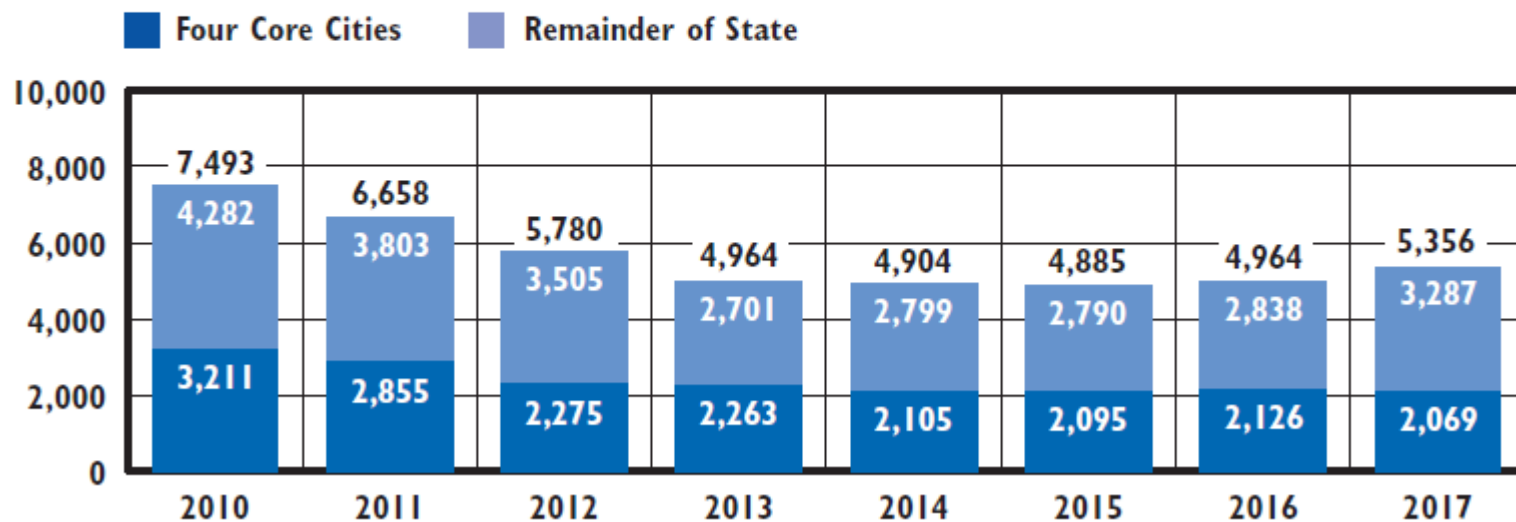


# Safety



# Juveniles Referred to Family Court


## Juvenile Wayward/Delinquent Offenses Referred to Rhode Island Family Court, 2010-2017



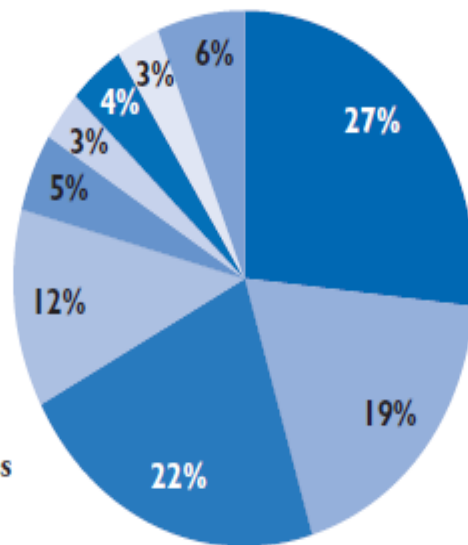
- 29% decline in juvenile offenses from 2010 to 2017 with a slight increase from 2015-2017.

# Youth Referred to Family Court

BY TYPE OF OFFENSE



*n*=5,356



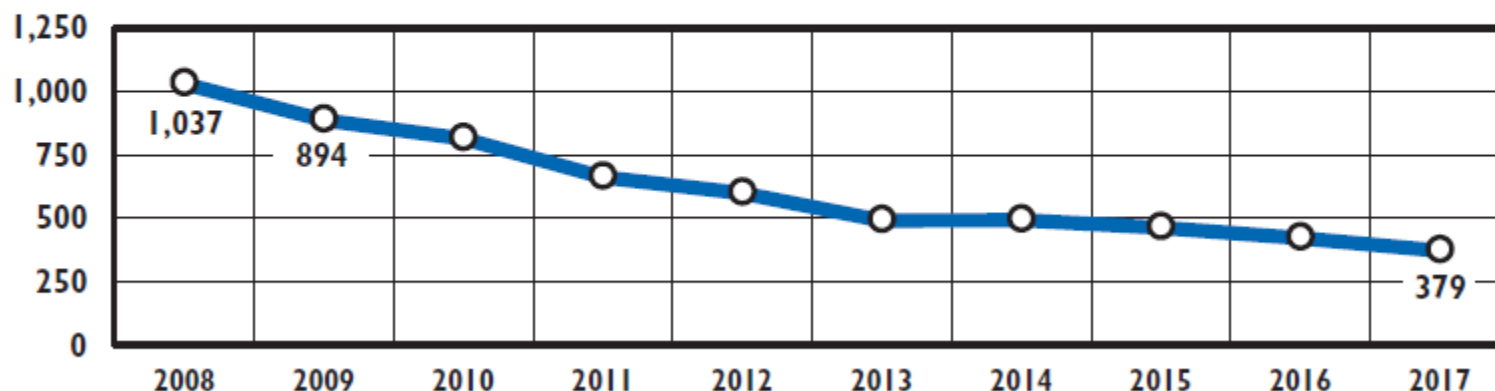
*\*Status offenses are age-related acts that would not be punishable if the offender were an adult, such as truancy and disobedient conduct.*

*\*\*Other includes offenses such as conspiracy, crank/obscene phone calls, computer crimes and possession of a manipulative device for automobiles, etc. Probation violations, contempt of court, and other violations of court orders are not included in the offenses above.*

Source: Rhode Island Family Court, 2010-2017 Juvenile Offense Reports.  
Percentages may not sum to 100% due to rounding.

# Youth at the Training School

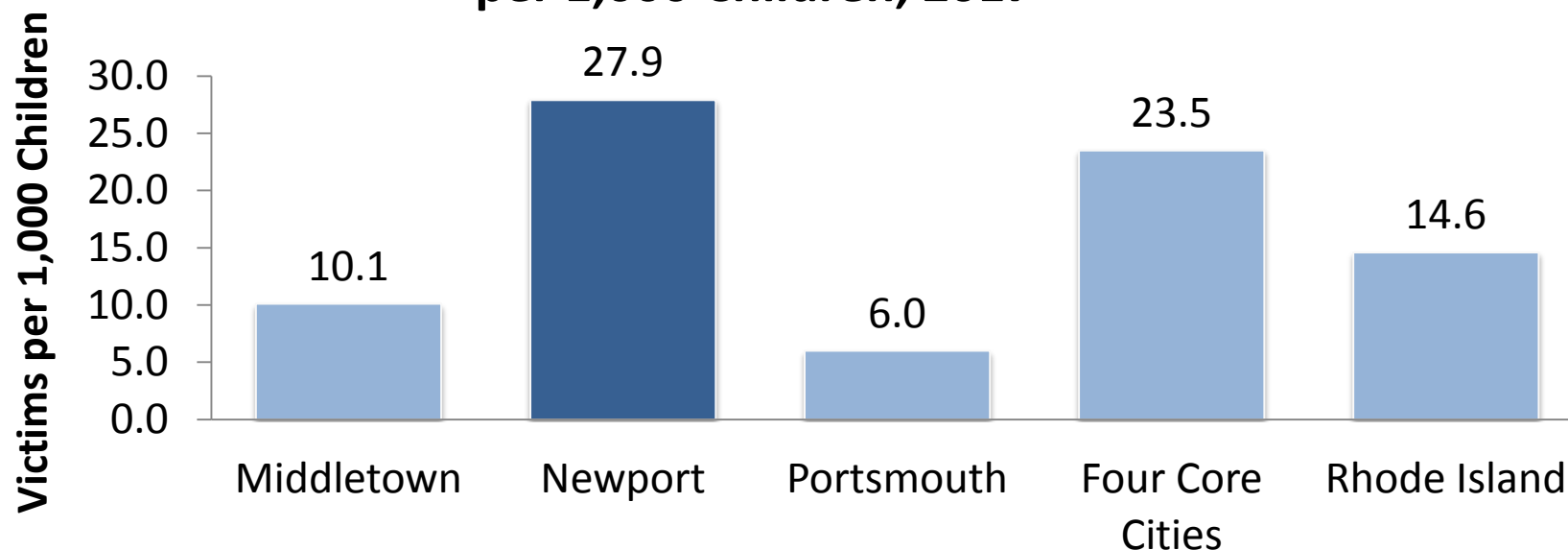
Youth in the Care and Custody of the Rhode Island Training School,  
Calendar Years 2008-2017



- 379 youth were in the care or custody of the Training School at some point during 2017, down from 1,037 in 2008
- In 2008, the Rhode Island General Assembly instituted a cap on the number of youth at the Training School. On any given day, the limit is 148 boys and 12 girls.

# Child Abuse and Neglect

**Victims of Child Abuse and Neglect  
per 1,000 Children, 2017**



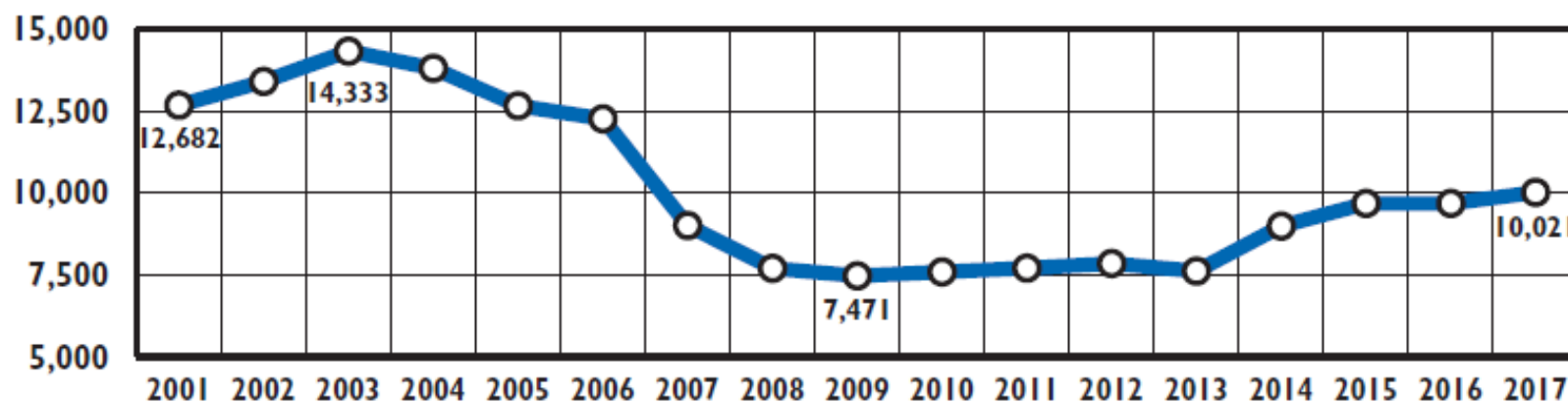
- Newport's reported child abuse and neglect victim rate is the third highest in the state.



# Education

# Child Care Subsidies

Child Care Subsidies, Rhode Island, 2001-2017



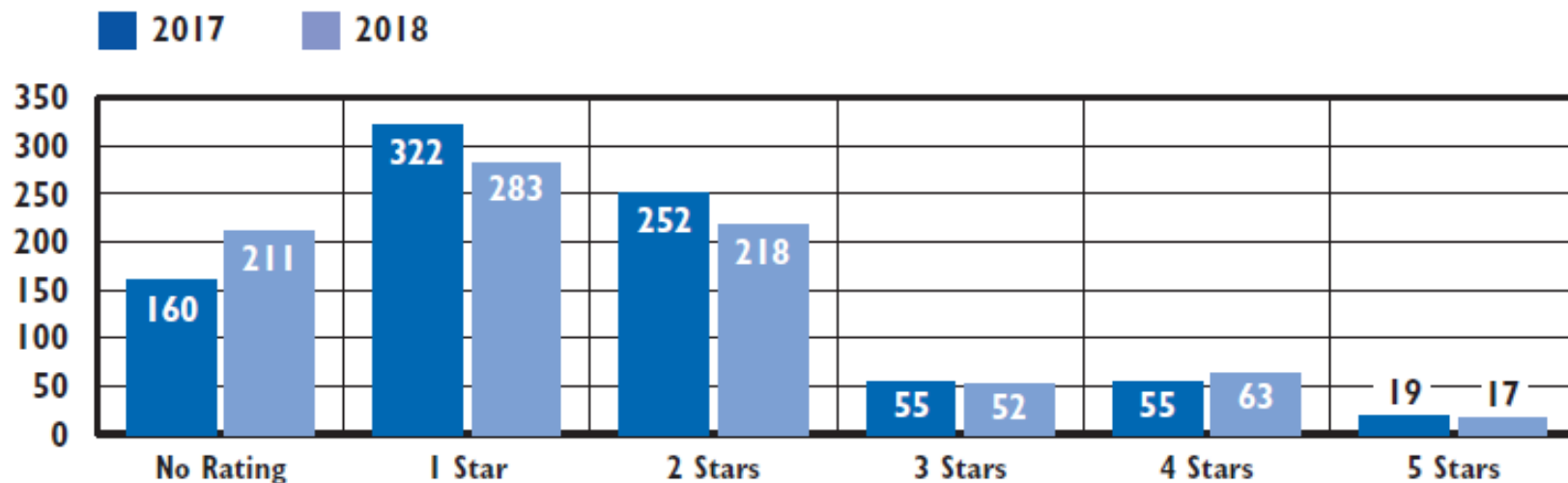
Source: Rhode Island Department of Human Services, December 2001–December 2015, September 2016, December 2017. Data for December 2016 was not available.

- 155 Newport children from ages birth to 12 receive a subsidy for child care.



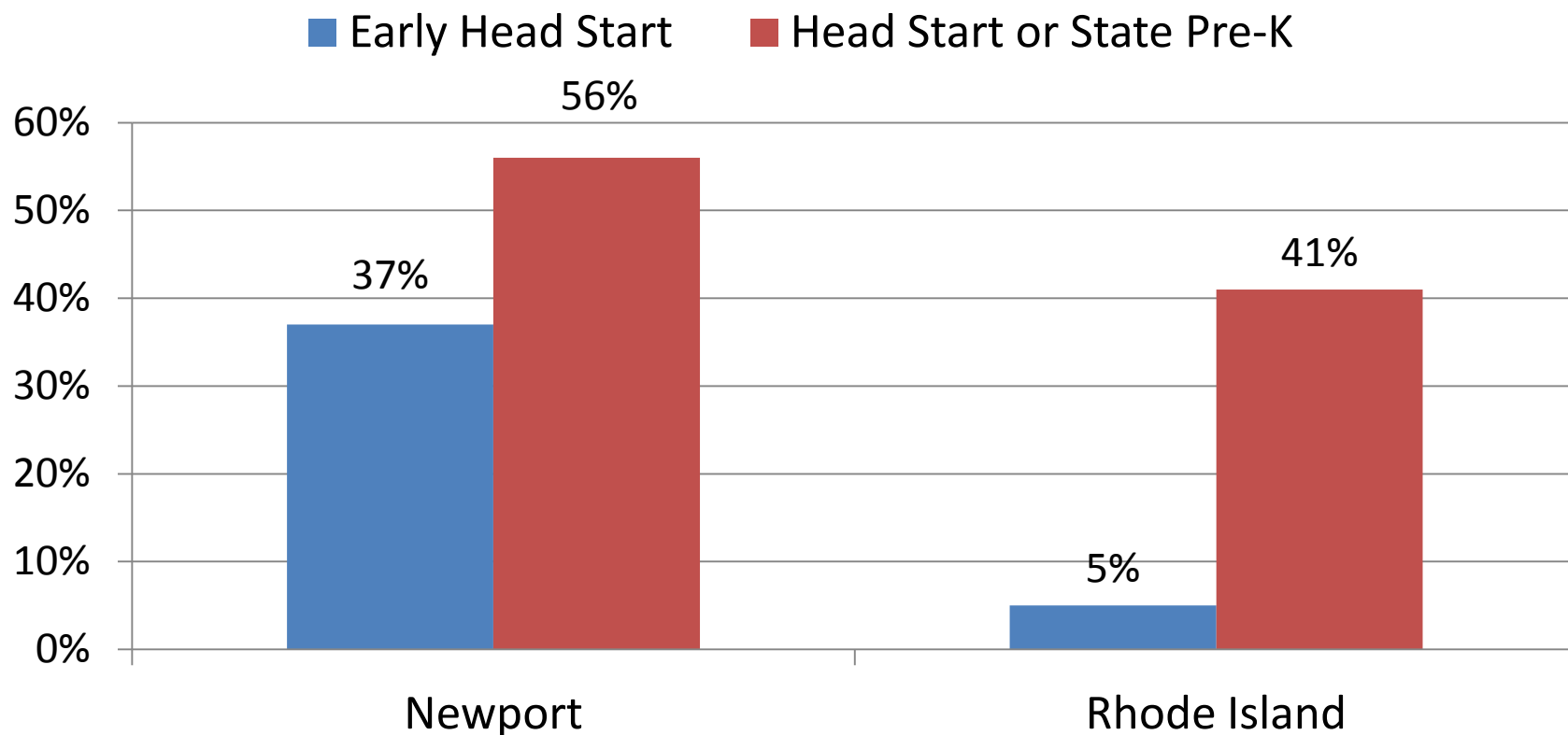
# Early Learning Programs Participating in BrightStars

## BrightStars Quality Ratings for Early Learning Centers, Family Child Care Programs, and Public Schools Rhode Island, 2017 and 2018



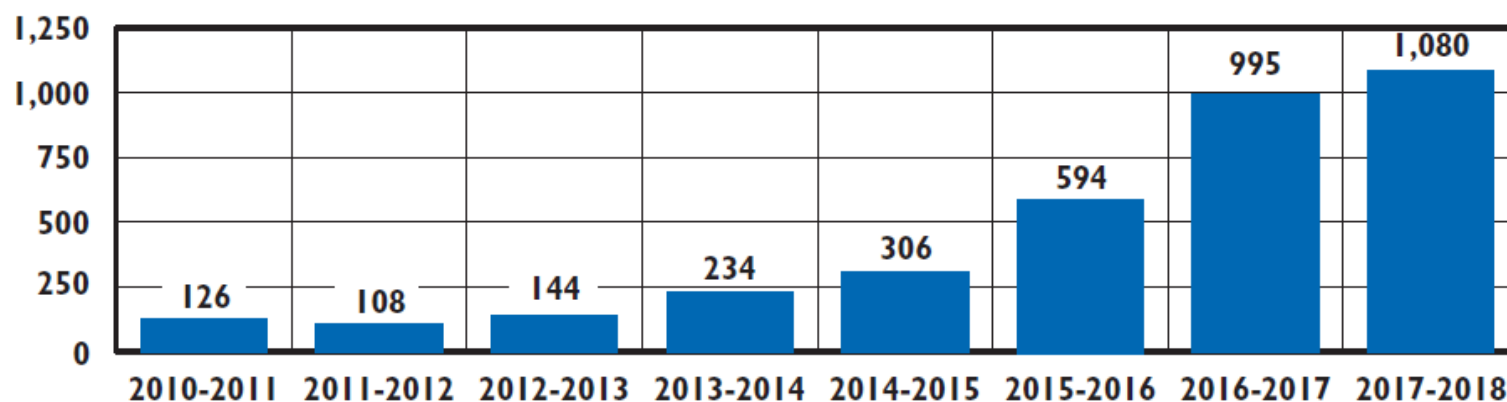
Source: and the RI Early Care and Education Data System (ECEDS), January 2017 and 2018.

# Low-Income Infants and Toddlers Enrolled in Early Head Start, Head Start, and State Pre-K



# Children Enrolled in State Pre-K

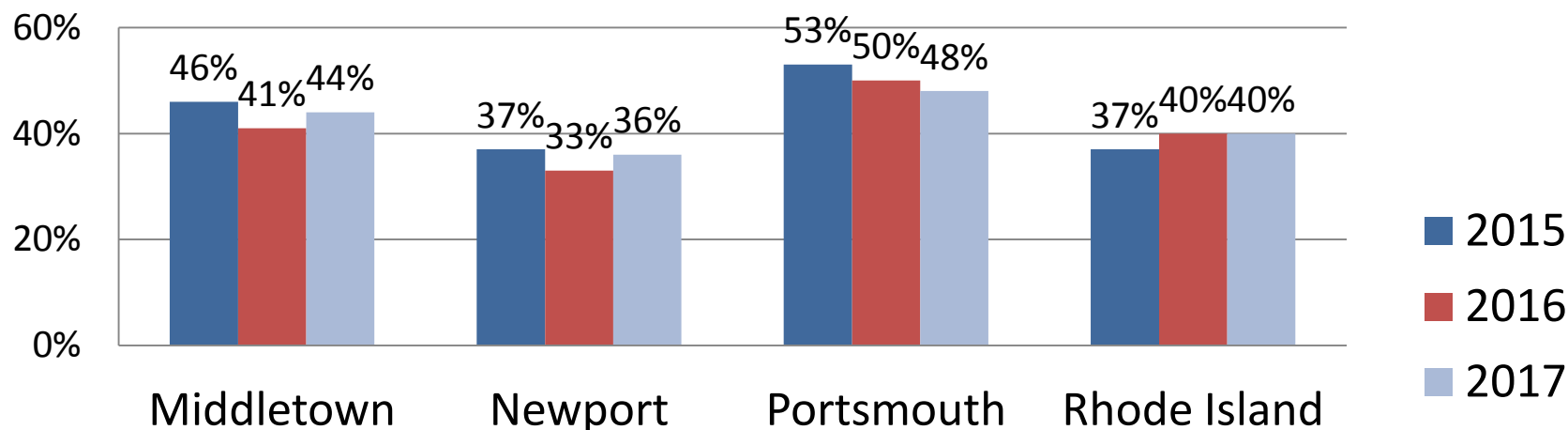
**Rhode Island State Pre-K Enrollment, 2010-2011 through 2017-2018**



Sources: National Institute for Early Education Research, *The State of Preschool 2010, 2011, 2012, 2013, 2014, 2015*.  
Rhode Island Department of Education, State Pre-K programs 2015-2016 through 2017-2018.

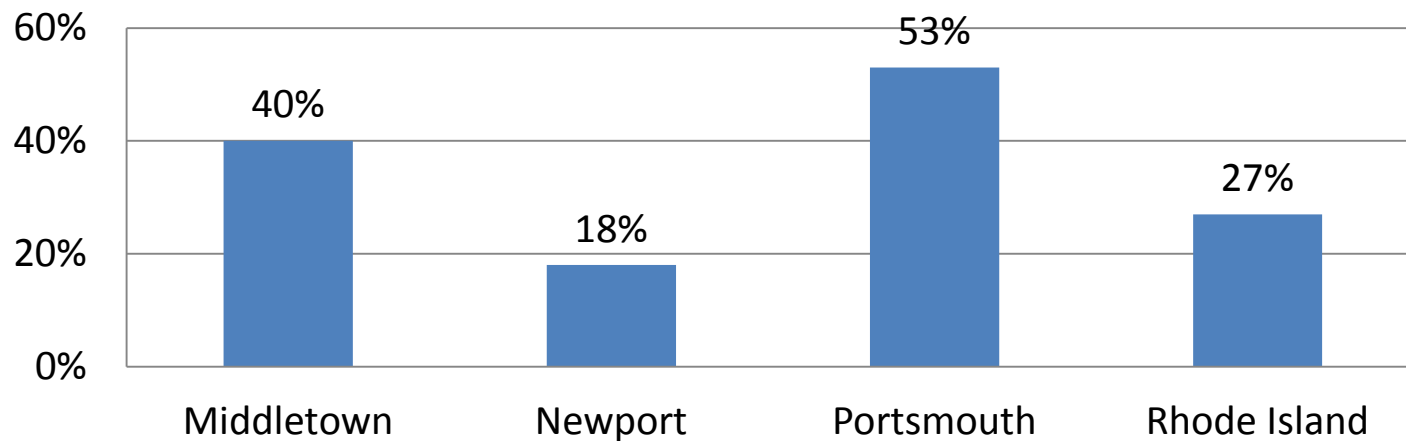
# Third-Grade Reading Skills

## Third-Graders Meeting Expectations in English Language Arts, 2015-2017



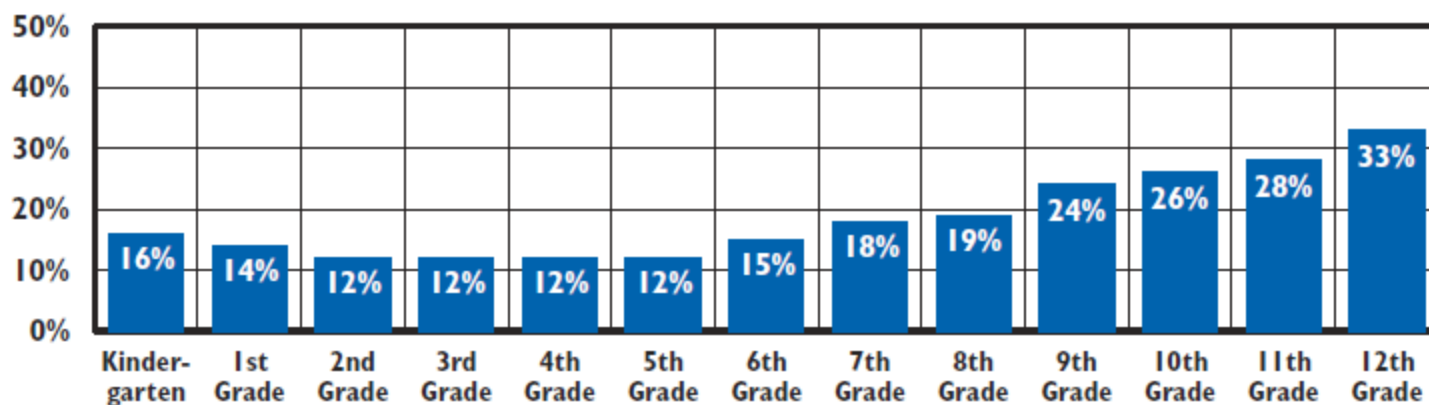
# Seventh Grade Math Skills

## Seventh-Graders Meeting Expectations in Math, 2017



# Chronic Early Absence

**Chronic Absence Rates in Rhode Island by Grade,  
2016-2017 School Year**



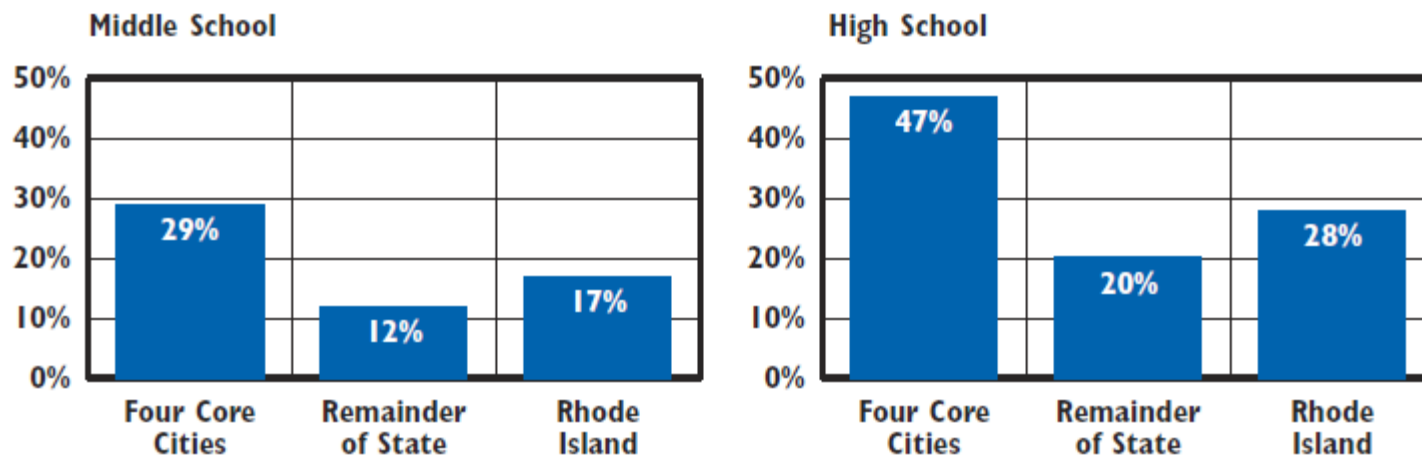
Source: Rhode Island Department of Education, 2016-2017 school year.

- In Newport, 15% of K-3 students missed 18+ days of school during the 2016-2017 school year, higher than the state rate of 13% and up from 11% in 2014-2015 and 14% in 2015-2016.



# Chronic Absence, Middle School and High School

## Chronic Absence Rate by District Type, Middle and High School, 2016-2017 School Year



Source: Rhode Island Department of Education, 2016-2017 school year.

- Newport's chronic absence rates in middle school (23%) and high school (37%) during the 2016-2017 school year, were among the highest in the state.

# School Suspensions

## Out-of-School Suspensions by Infraction, Rhode Island, 2016-2017

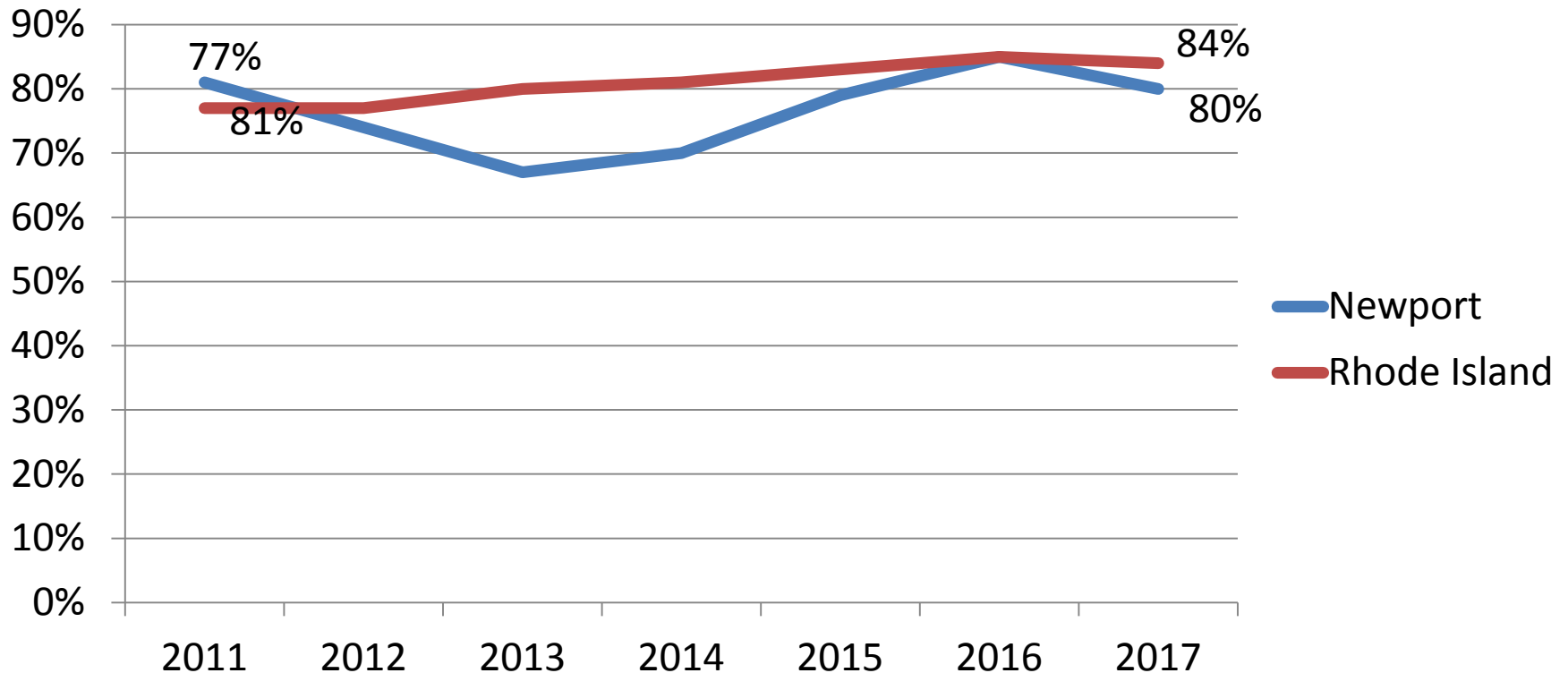
TYPE OF INFRACTION*	#	%	TYPE OF INFRACTION	#	%
Insubordination/Disrespect	2,253	22%	Alcohol/Drug/Tobacco Offenses	532	5%
Fighting	2,075	21%	Arson/Larceny/Robbery/Vandalism	316	3%
Disorderly Conduct	1,586	16%	Weapon Possession	241	2%
Harassment/Intimidation/Threat	1,107	11%	Electronic Devices/Technology	127	1%
Assault of Student or Teacher	1,023	10%	Attendance Offenses	0	0%
Obscene/Abusive Language	703	7%	Other Offenses	94	1%
			<i>Total</i>	<i>10,057</i>	

Source: Rhode Island Department of Education, 2016-2017 school year. Percentages may not sum to 100% due to rounding.

*\*Harassment offenses include hazing and hate crimes. Assault offenses include sexual assault.*

- During the 2016-2017 school year, 96% of Newport's suspensions were out-of-school suspensions, compared to 51% in the state as a whole.
- Newport's out-of-school suspension rate of 18 per 100 students was more than twice the state rate of 7 per 100 students.

# High School Graduation Rate, 2011-2017



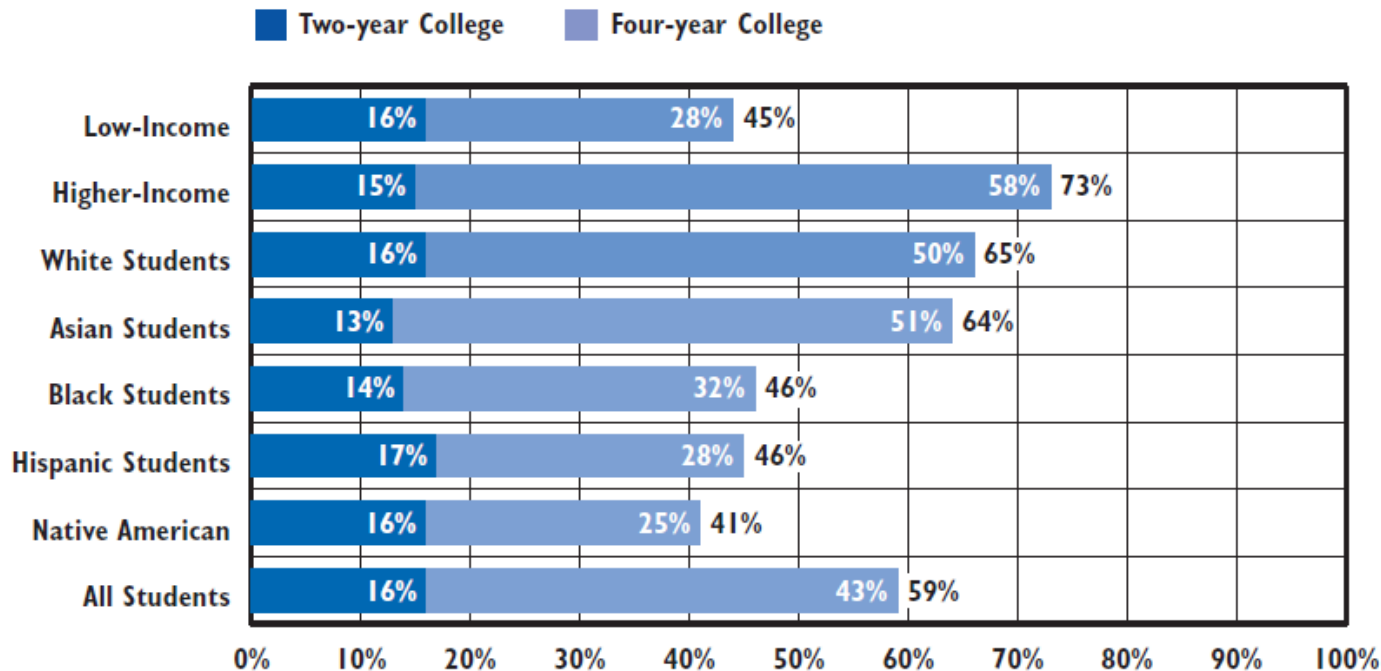


# High School Graduation Rate, 2017

All Newport Students	80%
Females	85%
Males	75%
Students With Disabilities	70%
Students Without Disabilities	82%
Low-Income Students	77%
Higher-Income Students	85%
White	91%
Black	87%
Hispanic	58%

# College Preparation and Access

## Immediate College Enrollment by Family Income, Race, Ethnicity, and Type of College, Class of 2016, Rhode Island



Source: Rhode Island Department of Education, Class of 2016. Percentages may not sum exactly due to rounding.




**Rhode Island KIDS COUNT**  
**One Union Station**  
**Providence, RI 02903**  
**(401) 351-9400 voice**  
**(401) 351-1758 fax**  
**[www.rikidscount.org](http://www.rikidscount.org)**  
**[rikids@rikidscount.org](mailto:rikids@rikidscount.org)**

Find us on Facebook & Twitter!



Rhode Island  
KIDS COUNT



@RIKidsCount